



2019 PRODUCT CATALOG
COMMERCIAL KITCHEN EQUIPMENT





Export 55 countries...

Maintaining its consistent growth both in Turkish market and also abroad markets in direction of the strategic plans that has been defined by Remta. Remta aims at entering among for the first 5 companies on endorsement based in Asian, European and African markets about commercial kitchen equipments until 2023 and for the domestic market, to become the leader company. Today Remta exports its own %100 Turkish capital and workshop products under “Made In Turkey” label to more than 55 countries all over the world. The target is with the highest user happiness, with top quality and everywhere Remta products are in use.





www.remta.com.tr





ST26

EN

- Designed for bar, restaurant, hotel.
- Makes fruit juice to small pieces of ice.
- Removable polycarbonate bowl.
- Easy to clean and remove.
- Night mode.
- Led light.
- R404A gas type.



ST27

Code	Description	Liter	Product Dimensions	Package Dimensions	Weight	Power
ST24	1 Cup Slush Dispenser	10 lt	200*510*830mm	230*240*880mm	21,5 kg	300 W
ST26	2 Cup Slush Dispenser	20 lt	400*510*830mm	550*475*880mm	50 kg	400 W
ST27	3 Cup Slush Dispenser	30 lt	600*510*830mm	620*670*880mm	58 kg	500 W



ST10

EN

- Hygienic, break-resistant, polycarbonate bowl.
- The new system taps.
- Electromagnetic pump / silent stirring motor.
- Stainless steel case.
- Quiet, durable, powerful compressor.
- Superior cooling power.
- R134a gas type.

CLICK HERE FOR THE VIDEO

Code	Description	Liter	Product Dimensions	Package Dimensions	Weight	Power
ST10	1 Cup Spray Model Dispenser	20 lt	225*480*760mm	260*510*790mm	19,5 kg	550 Kcal
ST11	1 Cup Mixing Model Dispenser	20 lt	225*480*760mm	260*510*790mm	18,5 kg	550 Kcal

EN

- Hygienic, break-resistant, polycarbonate bowl.
- The new system taps.
- Electromagnetic pump / silent stirring motor.
- Stainless steel case.
- Quiet, durable, powerful compressor.
- Superior cooling power.
- R134a gas type.

CLICK HERE
FOR THE VIDEO



ST13

Code	Description	Liter	Product Dimensions	Package Dimensions	Weight	Power
ST12	Double Cup Spray Model Dispenser	2x20 lt	435*440*760mm	530*490*810mm	31 kg	720 Kcal
ST13	Double Cup Spray+Mixing Dispenser	2x20 lt	435*440*760mm	530*490*810mm	30 kg	720 Kcal
ST14	Double Cup Mixing Model Dispenser	2x20 lt	435*440*760mm	530*490*810mm	29,5 kg	720 Kcal

TRIPLE JUICE DISPENSERS



ST17

EN

- Hygienic, break-resistant, polycarbonate bowl.
- The new system taps.
- Electromagnetic pump / silent stirring motor.
- Stainless steel case.
- Quiet, durable, powerful compressor.
- Superior cooling power.
- R134a gas type.

Code	Description	Liter	Product Dimensions	Package Dimensions	Weight	Power
ST16	Triple Cup Spray Model Dispenser	3x20 lt	650*440*760mm	720*460*820mm	40,5 kg	1100 Kcal
ST17	2 Cup Spray 1 Cup Mixing Dispenser	3x20 lt	650*440*760mm	720*460*820mm	40 kg	1100 Kcal
ST19	1 Cup Spray 2 Cup Mixing Dispenser	3x20 lt	650*440*760mm	720*460*820mm	39 kg	1100 Kcal
ST20	Triple Cup Mixing Model Dispenser	3x20 lt	650*440*760mm	720*460*820mm	38 kg	1100 Kcal

[CLICK HERE FOR THE VIDEO](#)

EN

- Hygienic, break-resistant, polycarbonate bowl.
- The new system taps.
- Silent stirring motor.
- Stainless steel case.
- Quiet, durable, powerful compressor.
- Superior cooling power.
- R134a gas type.

ST18



[CLICK HERE FOR THE VIDEO](#)

ST15



ST25



Code	Description	Liter	Product Dimensions	Package Dimensions	Weight	Power
ST15	Elegance Juice Dispenser	16 lt	320*470*760mm	420*490*710mm	20 kg	550 Kcal
ST25	Elegance Juice Dispenser	21 lt	320*470*790mm	420*490*740mm	21 kg	550 Kcal
ST18	Mini Juice Dispenser	7 lt	245*380*720mm	330*390*700mm	15,5 kg	400 Kcal



ST23



ST30S



ST30



ST29

EN

- Hygienic, break-resistant, polycarbonate bowl.
- The new system taps.
- Silent stirring motor.
- Stainless steel case.
- Quiet, durable, powerful compressor.
- Superior cooling power.
- R134a gas type.

Code	Description	Liter	Product Dimensions	Package Dimensions	Weight	Power
ST23	Gold Mixing Juice Dispenser	20 lt	320*470*760mm	420*490*710mm	20 kg	550 Kcal
ST29	2 Cup Gold Mixing Juice Dispenser	2x20 lt	690*470*760mm	720*440*795mm	37 kg	720 Kcal
ST30	Royal Mixing Juice Dispenser	20 lt	320*470*760mm	420*490*710mm	20 kg	550 Kcal
ST31	Royal Spray Juice Dispenser	20 lt	320*470*760mm	420*490*710mm	20 kg	550 Kcal
ST30S	Royal Mixing Juice Dispenser (Yellow)	20 lt	320*470*760mm	420*490*710mm	20 kg	550 Kcal
ST31S	Royal Spray Juice Dispenser (Yellow)	20 lt	320*470*760mm	420*490*710mm	20 kg	550 Kcal



JUICE DISPENSERS

EN

- Ice cooling system.
- Polycarbonate bowl.
- 2 models are available.
- Hygienic and durable.
- Special model taps ergonomic use.
- R134a gas type.



ST22



ST21

Code	Description	Liter	Product Dimensions	Package Dimensions	Weight	Power
ST21	Elegance Model Dispenser	6 lt	335*275*510mm	310*310*460mm	3 kg	-
ST22	Standard Model Dispenser	6 lt	305*275*500mm	310*310*460mm	3 kg	-

WATER COOLER



ST32

EN

- Stainless steel case.
- Automatic water intake system.
- Stainless steel inner cup.
- Better cooling system
- Quiet, durable, powerful compressor.
- R134a gas type.

AYRAN COOLER



ST28

EN

- Stainless steel case.
- Stainless steel inner cup.
- With wheels
- Better cooling system
- Quiet, durable, powerful compressor.
- R134a gas type.

Code	Description	Liter	Product Dimensions	Package Dimensions	Weight	Power
ST28	Ayran Dispenser	40 lt	600*750*1520mm	640*790*1560mm	33 kg	720 Kcal
ST32	Water Dispenser	36 lt	410*410*1220mm	430*430*1240mm	30 kg	550 Kcal
ST33	Ayran Dispenser	36 lt	410*410*1220mm	430*430*1240mm	31 kg	550 Kcal

EN

- Manufactured from stainless steel body.
- 2 models.
- The product is manufactured for frequent use.
- Powerful motor.
- The product works with electric.

[CLICK HERE FOR THE VIDEO](#)



PS08



PS10



ES10

Code	Description	Product Dimensions	Package Dimensions	Weight	Power
PS08	Manuel Model	175*210*590mm	185*250*510mm	6 kg	Manuel
PS10	Lux Model	225*260*445mm	295*290*380mm	6 kg	180 W
ES10	Elegance Model	245*315*415mm	295*290*380mm	6 kg	180 W



KMS1

EN

- Stainless body.
- Designed for commercial using.
- Powerfull and speed motor.
- Drop stopper system in the tap.
- Big pulp container.
- Easy to clean.
- Extra large feeding tube.

Code	Description	Product Dimensions	Package Dimensions	Weight	Power
KMS1	Professional Juice Extractor	240*400*530mm	280*490*540mm	13 kg	700 W



www.remta.com.tr



HOT CHOCOLATE & SALEP MAKERS



CS5

EN

- 5 liters, 9 litres and 15 litres stainless steel models.
- Heating with bainmarie system.
- Continuous mixing.
- Adjustable thermostat (30 ° C - 90 ° C).
- Easy to clean.
- Stainless steel body.
- Stainless steel tubular heating elements are used in the product.
- With dropper.



CS6



CS7

Code	Description	Liter	Product Dimensions	Package Dimensions	Weight	Power
CS5	Steel Model	9 lt	370*420*550mm	380*380*470mm	6 kg	1100 W
CS6	Gold Steel Model	15 lt	340*540*620mm	410*410*510mm	7,5 kg	1100 W
CS7	Mini Steel Model	5 lt	310*300*460mm	340*260*440mm	5 kg	900 W

HOT CHOCOLATE & SALEP MAKERS



EN

- 5 liters, 9 liters models.
- Heating with bain-marie system.
- Continuous mixing.
- Adjustable thermostat (30 ° C - 90 ° C)
- Easy to clean, easy to clean tap.
- Polycarbonate bowls.
- Stainless steel tubular heating elements are used in the product.
- Special model taps ergonomic use.
- With dropper.



CS9



CS8

CLICK HERE FOR THE VIDEO



CS1



CS2

Code	Description	Liter	Product Dimensions	Package Dimensions	Weight	Power
CS1	Black Model	9 lt	350*400*510mm	370*370*480mm	5,5 kg	1100 W
CS2	Silver Model	9 lt	350*400*510mm	370*370*480mm	5,5 kg	1100 W
CS3	Black Model	5 lt	300*340*480mm	305*305*470mm	5 kg	1100 W
CS4	Silver Model	5 lt	300*340*480mm	305*305*470mm	5 kg	1100 W
CS8	Gold Model	9 lt	350*400*510mm	370*370*480mm	5,5 kg	1100 W
CS9	Elegance Model	5 lt	250*350*500mm	270*370*520mm	7 kg	1100 W



www.remta.com.tr



JUMBO TEA BREWING AUTOMATS



DE10

EN

- Manufactured from 304 grade stainless steel.
- Enclosure provides heat saving. Protects from high heat.
- Provides tasty tea long time.
- Provide for the appropriate use of mass consumption.
- 3 sizes.
- Hygienic and durable.
- Automatic temperature control system is efficient.
- There are heat-insulated handles.
- There is thermometer on the machine.
- Water heating system is specially designed.
- Stainless steel tubular heating elements are used in the product.
- Safety system.



DE11

CLICK HERE FOR THE VIDEO

Code	Description	Liter	Product Dimensions	Package Dimensions	Weight	Power
DE12	2 Teapots Jumbo Model	13 lt	475*300*580mm	410*400*485mm	7 kg	1750 W
DE11	2 Teapots Jumbo Model	23 lt	480*360*625mm	510*375*480mm	9 kg	2200 W
DE10	3 Teapots Jumbo Model	40 lt	540*405*710mm	565*410*545mm	13 kg	2750 W
DE11S	2 Teapots Jumbo Auto Model	23 lt	480*360*625mm	510*375*480mm	10 kg	2200 W
DE10S	3 Teapots Jumbo Auto Model	40 lt	540*405*710mm	565*410*545mm	14 kg	2750 W

Auto models can get water inside automatically.

JUMBO TEA BREWING AUTOMATS



DE13

EN

- Manufactured from 304 grade stainless steel.
- Enclosure provides heat saving. Protects from high heat.
- Provides tasty tea long time.
- Provide for the appropriate use of mass consumption.
- Hygienic and durable.
- Automatic temperature control system is efficient.
- There are heat-insulated handles.
- There is thermometer on the machine.
- Water heating system is specially designed.
- Stainless steel tubular heating elements are used in the product.
- Safety system.



N16

Code	Description	Liter	Product Dimensions	Package Dimensions	Weight	Power
DE13	4 Teapots Jumbo Model	46 lt	680*610*680mm	700*495*490mm	16 kg	4400 W
DE13S	4 Teapots Jumbo Auto Model	46 lt	680*610*680mm	700*495*490mm	16 kg	4400 W
N16	4 Teapots Jumbo Model Gas CE	46 lt	680*610*715mm	700*530*550mm	28 kg	8.8 kW
N16(S)	4 Teapots Auto Mod. Gas+Elc. CE	46 lt	680*610*715mm	700*530*550mm	30 kg	11.6 kW
N15	2 Teapots Model Gas+Elc. CE	23 lt	340*610*715mm	350*530*550mm	28 kg	5.8 kW
N15(S)	2 Teapots Auto Mod. Gas+Elc. CE	23 lt	340*610*715mm	350*530*550mm	30 kg	5.8 kW

Auto models can get water inside automatically. Teapots are included price.

JUMBO TEA BREWING AUTOMATS



EN

- Manufactured from 304 grade stainless steel.
- Enclosure provides heat saving. Protects from high heat.
- Provides tasty tea long time.
- Provide for the appropriate use of mass consumption.
- Hygienic and durable.
- Automatic temperature control system is efficient.
- There are heat-insulated handles.
- There is thermometer on the machine.
- Water heating system is specially designed.
- Stainless steel tubular heating elements are used in the product.
- Safety system.

Code	Description	Liter	Product Dimensions	Package Dimensions	Weight	Power
N16Z	4 Teapots Jumbo Model Gas	46 lt	680*610*715mm	700*530*550mm	28 kg	8.8 kW
N16(S)Z	4 Teapots Jumbo Auto Mod. Gas+Elc.	46 lt	680*610*715mm	700*530*550mm	30 kg	11.6 kW
N15Z	2 Teapots Jumbo Model Gas+Elc.	23 lt	340*610*715mm	350*530*550mm	28 kg	5.8 kW
N15(S)Z	2 Teapots Jumbo Auto Mod. Gas+Elc.	23 lt	340*610*715mm	350*530*550mm	30 kg	5.8 kW

Auto models can get water inside automatically. Teapots are included price.

EN

- Manufactured from 304 stainless steel.
- Tea and filter parts are made of stainless steel.
- Provides tasty tea long time.
- 3 sizes.
- Hygienic and durable.
- Automatic temperature control system is efficient.
- There are heat-insulated handles.
- The product has a level indicator for water and tea.
- Water heating system is specially designed.
- Stainless steel tubular heating elements are used in the product.
- Safety system.
- With dropper.



SF14

Code	Description	Liter	Product Dimensions	Package Dimensions	Weight	Power
SF12	80 Glasses	9 lt	375*295*490mm	325*340*485mm	4 kg	1400 W
SF14	160 Glasses	15 lt	425*345*530mm	370*365*425mm	5 kg	1750 W
SF15	250 Glasses	22 lt	410*460*580mm	420*405*485mm	5,5 kg	2200 W

DIGITAL TEA BREWING AUTOMATS



DR13



DR14

EN

- Manufactured from 304 stainless steel.
- Tea and filter parts are made of stainless steel.
- Provides tasty tea long time.
- 5 sizes.
- Hygienic and durable.
- Automatic temperature control system is efficient.
- There are heat-insulated handles.
- The product has a level indicator for water and tea.
- Water heating system is specially designed.
- Stainless steel tubular heating elements are used in the product.
- Safety system.
- With dropper.

Code	Description	Liter	Product Dimensions	Package Dimensions	Weight	Power
DR12	80 Glasses	9 lt	375*295*490mm	325*340*485mm	4 kg	1400 W
DR13	120 Glasses	12 lt	395*345*520mm	365*360*445mm	4,5 kg	1750 W
DR14	160 Glasses	15 lt	425*345*530mm	370*365*425mm	5 kg	1750 W
DR15	250 Glasses	22 lt	410*460*580mm	420*405*485mm	5,5 kg	2200 W
DR16	400 Glasses	36lt	500*420*500mm	490*440*560mm	7,5 kg	2750 W

EN

- Manufactured from 304 stainless steel.
- Tea and filter parts are made of stainless steel.
- Provides tasty tea long time.
- 6 sizes.
- Hygienic and durable.
- Automatic temperature control system is efficient.
- There are heat-insulated handles.
- The product has a level indicator for water and tea.
- Water heating system is specially designed.
- Stainless steel tubular heating elements are used in the product.
- Safety system.
- With dropper.

[CLICK HERE FOR THE VIDEO](#)



Code	Description	Liter	Product Dimensions	Package Dimensions	Weight	Power
ER10	40 Glasses	5 lt	315*250*430mm	280*280*435mm	3 kg	900 W
ER11	60 Glasses	7 lt	335*300*440mm	310*340*460mm	3 kg	1200 W
ER12	80 Glasses	9 lt	360*330*470mm	325*340*485mm	3,5 kg	1400 W
ER13	120 Glasses	12 lt	410*345*520mm	365*355*425mm	4 kg	1750 W
ER14	160 Glasses	15 lt	425*365*525mm	365*365*425mm	4,5 kg	1750 W
ER15	250 Glasses	22 lt	465*410*580mm	410*405*485mm	5,5 kg	2200 W



R23

EN

- Manufactured from 304 stainless steel.
- Tea and filter parts are made of stainless steel.
- Provides tasty tea long time.
- 8 sizes.
- Hygienic and durable.
- Automatic temperature control system is efficient.
- There are heat-insulated handles.
- The product has a level indicator for water and tea.
- Water heating system is specially designed.
- Stainless steel tubular heating elements are used in the product.
- Safety system.

Code	Description	Liter	Product Dimensions	Package Dimensions	Weight	Power
R19	40 Glasses	5 lt	340*255*405mm	260*250*405mm	2,5 kg	900 W
R20	60 Glasses	7 lt	365*275*410mm	280*300*435mm	3 kg	1200 W
R21	80 Glasses	9 lt	375*295*440mm	310*310*470mm	3,5 kg	1400 W
R22	120 Glasses	12 lt	315*400*485mm	315*320*515mm	4 kg	1750 W
R23	160 Glasses	15 lt	340*420*480mm	330*340*525mm	4 kg	1750 W
R24	250 Glasses	22 lt	380*465*530mm	370*370*550mm	5 kg	2200 W
R18	400 Glasses	36 lt	490*440*560mm	500*420*500mm	8 kg	2750 W
R99	500 Glasses	50 lt	575*480*605mm	520*450*530mm	9,5 kg	2750 W

EN

- Manufactured from 304 stainless steel.
- Tea and filter parts are made of stainless steel.
- Provides tasty tea long time.
- 8 sizes.
- Hygienic and durable.
- Automatic temperature control system is efficient.
- There are heat-insulated handles.
- The product has a level indicator for water and tea.
- Water heating system is specially designed.
- Stainless steel tubular heating elements are used in the product.
- Safety system.

**CLICK HERE
FOR THE VIDEO**



R14

Code	Description	Liter	Product Dimensions	Package Dimensions	Weight	Power
R10	40 Glasses	5 lt	280*285*340mm	290*265*380mm	2,5 kg	900 W
R11	60 Glasses	7 lt	305*300*360mm	315*275*390mm	3 kg	1200 W
R12	80 Glasses	9 lt	305*300*440mm	340*295*405mm	3,5 kg	1500 W
R13	120 Glasses	12 lt	320*315*460mm	355*315*445mm	4 kg	2000 W
R14	160 Glasses	15 lt	325*320*470mm	380*340*445mm	4 kg	2000 W
R15	250 Glasses	22 lt	370*350*510mm	420*380*490mm	5 kg	2200 W
R16	400 Glasses	36 lt	500*420*500mm	490*440*560mm	7,5 kg	2750 W
R17	500 Glasses	50 lt	520*450*530mm	530*480*605mm	8 kg	2750 W



GR14

GOLD MODEL

EN

- Manufactured from 304 stainless steel.
- Tea and filter parts are made of stainless steel.
- 3 sizes.
- Hygienic and durable.
- Automatic temperature control system is efficient.
- There are heat-insulated handles.
- The product has a level indicator for water and tea.
- Water heating system is specially designed.
- Stainless steel tubular heating elements are used in the product.
- Safety system.



GZR02

SUPERIOR MODEL

Hidden Heater Tea Brewing Automats

Code	Description	Liter	Product Dimensions	Package Dimensions	Weight	Power
GR13	120 Glasses Gold	12 lt	410*345*520mm	365*355*425mm	4,5 kg	1750 W
GR14	160 Glasses Gold	15 lt	425*365*525mm	370*365*425mm	4,5 kg	1750 W
GR15	250 Glasses Gold	22 lt	465*410*580mm	410*405*485mm	5,5 kg	2200 W
GZR01	120 Glasses Hidden Heater	12 lt	375*295*440mm	310*310*470mm	4,5 kg	2000 W
GZR02	160 Bardak Hidden Heater	15 lt	315*400*485mm	315*320*515mm	4,5 kg	2000 W
GZR03	250 Bardak Hidden Heater	22 lt	340*420*480mm	330*340*525mm	5,5 kg	2500 W

CLASSIC TEA BREWING AUTOMATS



EN

- Manufactured from 304 stainless steel.
- Tea and filter parts are made of stainless steel.
- Provides tasty tea long time.
- 4 sizes.
- Hygienic and durable.
- Automatic temperature control system is efficient.
- There are heat-insulated handles.
- Water heating system is specially designed.
- Stainless steel tubular heating elements are used in the product.
- Safety system.

CLICK HERE FOR THE VIDEO 



R25



R26



R30

Code	Description	Liter	Product Dimensions	Package Dimensions	Weight	Power
R29	Mini With 1 Teapot	5 lt	310*275*520mm	300*285*395mm	2,5 kg	900 W
R25	Mini With 2 Teapot	5 lt	310*275*520mm	300*285*395mm	3 kg	900 W
R26	Midi With 2 Teapot	9 lt	395*315*570mm	340*350*430mm	4 kg	1400 W
R27	Maxi With 2 Teapot	16 lt	420*360*610mm	380*385*470mm	5 kg	1750 W
R28	Magnum With 2 Teapot	23 lt	500*405*670mm	410*410*500mm	6,5 kg	2200 W
R30	Gold Maxi With 2 Teapot	16 lt	420*360*610mm	380*385*470mm	5 kg	1750 W
R53	Gold Magnum With 2 Teapot	23 lt	500*405*670mm	410*410*500mm	6,5 kg	2200 W



N11

GAS MODELS

EN

- Boilers are manufactured from 304 stainless steel.
- 5 sizes.
- Boilers are welded argon.
- Pots are sold separately.
- Hygienic and durable.
- Ergonomic design.
- Heater section allows the use of diversity.



N13

Code	Description	Liter	Product Dimensions	Package Dimensions	Weight	Power
N10	15 Model 1 Teapot Gas CE	13 lt	510*280*410mm	530*510*340mm	6,5 kg	3.8 kW
N11	30 Model 2 Teapot Gas CE	23 lt	620*250*440mm	650*620*350mm	8,5 kg	4.4 kW
N12	40 Model 2 Teapot Gas CE	28 lt	620*300*500mm	650*620*350mm	9 kg	4.4 kW
N13	55 Model 3 Teapot Gas CE	33 lt	760*300*450mm	790*760*340mm	10 kg	5.1 kW
N14	85 Model 4 Teapot Gas CE	58 lt	1020*300*540mm	1050*920*330mm	12 kg	6.3 kW

Teapots are selling separately.

CLASSIC TEA BREWING AUTOMATS



N11Z

GAS MODELS

EN

- Boilers are manufactured from 304 stainless steel.
- 5 sizes.
- Boilers are welded argon.
- Pots are sold separately.
- Hygienic and durable.
- Ergonomic design.
- Heater section allows the use of diversity.



N13Z

Code	Description	Liter	Product Dimensions	Package Dimensions	Weight	Power
N10Z	15 Model 1 Teapot Gas	13 lt	510*280*410mm	530*510*340mm	6,5 kg	5.3 kW
N11Z	30 Model 2 Teapot Gas	23 lt	620*250*440mm	650*620*350mm	8,5 kg	6.1 kW
N12Z	40 Model 2 Teapot Gas	28 lt	620*300*500mm	650*620*350mm	9 kg	6.7 kW
N13Z	55 Model 3 Teapot Gas	33 lt	760*300*450mm	790*760*340mm	10 kg	7.4 kW
N14Z	85 Model 4 Teapot Gas	58 lt	1020*300*540mm	1050*920*330mm	12 kg	8.5 kW

Teapots are selling separately.

N12(E)



GAS + ELECTRIC MODELS

EN

- Boilers are manufactured from 304 stainless steel.
- 4 sizes.
- Boilers welded with argon.
- Pots are sold separately.
- Hygienic and durable.
- Ergonomic design.
- The product gas and electricity operated simultaneously.
- The product has the automatic thermostat.
- With plate heater section allows the use of diversity.

N13(E)



Code	Description	Liter	Product Dimensions	Package Dimensions	Weight	Power
N11(E)	30 Model 2 Teapot Gas+Elc. CE	23 lt	720*250*440mm	750*620*350mm	9 kg	6.1 kW
N12(E)	40 Model 2 Teapot Gas+Elc. CE	28 lt	720*300*500mm	750*620*350mm	9,5 kg	6.7 kW
N13(E)	55 Model 3 Teapot Gas+Elc. CE	33 lt	760*300*450mm	890*760*340mm	10,5 kg	7.4 kW
N14(E)	85 Model 4 Teapot Gas+Elc. CE	58 lt	1020*300*540mm	1050*920*330mm	12,5 kg	8.5 kW
PD	Porcelain Teapot	1,2 lt	130x220x165mm	140x230x160mm	0,90 kg	-
CD2	Steel Teapot No 2	1,5 lt	130x270x170mm	130x270x170mm	0,55 kg	-
CD3	Steel Teapot No 3	1,9 lt	130x290x200mm	130x290x200mm	0,64 kg	-

Teapots are selling separately.

CLASSIC TEA BREWING AUTOMATS



N12(E)Z



GAS + ELECTRIC MODELS

EN

- Boilers are manufactured from 304 stainless steel.
- 4 sizes.
- Boilers welded with argon.
- Pots are sold separately.
- Hygienic and durable.
- Ergonomic design.
- The product gas and electricity operated simultaneously.
- The product has the automatic thermostat.
- With plate heater section allows the use of diversity.

N13(E)Z



Code	Description	Liter	Product Dimensions	Package Dimensions	Weight	Power
N11(E)Z	30 Model 2 Teapot Gas+Elc. CE	23 lt	720*250*440mm	750*620*350mm	9 kg	6.1 kW
N12(E)Z	40 Model 2 Teapot Gas+Elc. CE	28 lt	720*300*500mm	750*620*350mm	9,5 kg	6.7 kW
N13(E)Z	55 Model 3 Teapot Gas+Elc. CE	33 lt	760*300*450mm	890*760*340mm	10,5 kg	7.4 kW
N14(E)Z	85 Model 4 Teapot Gas+Elc. CE	58 lt	1020*300*540mm	1050*920*330mm	12,5 kg	8.5 kW

Teapots are selling separately.

CLASSIC TEA BREWING AUTOMATS



K31

EN

- Boilers are manufactured from 304 stainless steel.
- 5 sizes.
- Boilers are welded argon.
- Pots are sold separately.
- Hygienic and durable.
- Ergonomic design.
- The product has the automatic thermostat.
- With plate heater section allows the use of diversity.

ELECTRIC MODELS



K30



K32(K)

CLICK HERE FOR THE VIDEO

Code	Description	Liter	Product Dimensions	Package Dimensions	Weight	Power
K30	15 Model 1 Teapot Electrical	13 lt	500*340*370mm	510*360*390mm	5,5 kg	1500 W
K31	30 Model 2 Teapot Electrical	23 lt	600*350*370mm	600*410*420mm	7 kg	2000 W
K34	40 Model 2 Teapot Electrical	28 lt	600*350*400mm	610*410*490mm	7,5 kg	2000 W
K32	55 Model 3 Teapot Electrical	33 lt	740*350*390mm	770*390*420mm	8 kg	2200 W
K33	85 Model 4 Teapot Electrical	58 lt	840*350*390mm	920*400*430mm	8,5 kg	4000 W
K31(K)	30 Mod. 2 Teapot Elc.+Sand Coffee	23 lt	600*350*370mm	600*410*420mm	7,5 kg	2000 W
K32(K)	30 Mod. 3 Teapot Elc.+Sand Coffee	33 lt	740*350*390mm	770*390*420mm	8,5 kg	2200 W

Teapots are selling separately.

CLASSIC TEA BREWING AUTOMATS



EN

- Boilers are manufactured from 304 stainless steel.
- 5 sizes.
- Boilers are welded argon.
- Pots are sold separately.
- Hygienic and durable.
- Ergonomic design.
- The product has the automatic thermostat.
- With plate heater section allows the use of diversity.



EP01



EP02



EP03

ELECTRIC MODELS

Code	Description	Liter	Product Dimensions	Package Dimensions	Weight	Power
EP01	15 Model 1 Teapot Electrical	13 lt	290*330*370mm	320*350*380mm	4,5 kg	1500 W
EP02	30 Model 2 Teapot Electrical	23 lt	350*275*395mm	370*290*410mm	5 kg	2000 W
EP05	40 Model 2 Teapot Electrical	28 lt	350*275*425mm	370*290*440mm	5,5 kg	2000 W
EP03	55 Model 3 Teapot Electrical	33 lt	410*350*390mm	430*370*410mm	6 kg	2200 W
EP04	85 Model 4 Teapot Electrical	58 lt	660*320*540mm	680*340*560mm	8,5 kg	4000 W

Teapots are selling separately.

SAND COFFEE COOKERS



KF02



KF01



KF03

EN

- Stainless steel case.
- Automatic thermostat.
- Efficient heating with sand.
- Ergonomic design.
- Commercial type.



R50

FILTER COFFEE AUTOMATS

EN

- Products are manufactured from 304 stainless steel.
- 3 sizes.
- Hygienic and durable .
- There are heat-insulated handles.
- Special model taps ergonomic use.

Code	Description	Liter	Product Dimensions	Package Dimensions	Weight	Power
KF01	Silver Coffee Warmer With Sand	-	330*410*155mm	365*365*220mm	8 kg	1100 W
KF02	Gold Coffee Warmer With Sand	-	330*410*155mm	365*365*220mm	8 kg	1100 W
KF03	Mini Coffee Warmer With Sand	-	250*300*175mm	270*320*195mm	3,5 kg	1500 W
R50	80 Cups Filter Coffee Automat	9 lt	355*315*445mm	320*315*460mm	4 kg	2400 W
R51	120 Cups Filter Coffee Automat	12 lt	380*340*440mm	325*320*470mm	4,5 kg	2400 W
R52	160 Cups Filter Coffee Automat	15 lt	420*380*490mm	370*350*510mm	5 kg	2400 W

Coffee pot are selling separately.

EN

- Manufactured from 304 stainless steel.
- 8 sizes.
- Hygienic and durable.
- Automatic temperature control system is efficient.
- There are heat-insulated handles.
- Water heating system is specially designed.
- Provides hot water all day long.
- Stainless steel tubular heating elements are used in the product.
- Special model taps ergonomic use.

R35



TEA SERVICE

EN

- Stainless steel case.
- Powerfull and brake system wheels.
- With dropper, drawer and cabinet.
- Ergonomic design.
- Suitable for max. 22 lt tea boiler.

T14



Code	Description	Liter	Product Dimensions	Package Dimensions	Weight	Power
R31	40 Glasses	5 lt	280*285*340mm	290*265*380mm	2 kg	900 W
R32	60 Glasses	7 lt	305*300*360mm	315*275*390mm	2,5 kg	1200 W
R33	80 Glasses	9 lt	305*300*440mm	340*295*405mm	3 kg	1500 W
R34	120 Glasses	12 lt	320*315*460mm	355*315*445mm	3,5 kg	2000 W
R35	160 Glasses	15 lt	325*320*470mm	380*340*445mm	3,5 kg	2000 W
R36	250 Glasses	22 lt	370*350*510mm	420*380*490mm	4,5 kg	2200 W
R37	400 Glasses	36 lt	500*420*500mm	490*440*560mm	7 kg	2750 W
R38	500 Glasses	50 lt	520*450*530mm	530*480*605mm	7,5 kg	2750 W
T14	Tea Service Equipment	-	540*580*640mm	450*550*790mm	21 kg	-



R43

HOT MILK WARMER

EN

- Manufactured from 304 stainless steel.
- Bainmarie system.
- Hygienic and durable .
- There are heat-insulated handles.
- Water heating system is specially designed.
- Special model taps ergonomic use.



V11

COLD MILK AUTOMAT

EN

- Manufactured from 304 stainless steel.
- Hygienic and durable .
- There are heat-insulated handles.
- Milk colds with ice.
- Special model taps ergonomic use.

Code	Description	Liter	Product Dimensions	Package Dimensions	Weight	Power
R41	Hot Milk Dispenser	6 lt	405*320*445mm	320*315*460mm	4 kg	1500 W
R42	Hot Milk Dispenser	9 lt	380*420*445mm	325*325*470mm	4,5 kg	2000 W
R43	Hot Milk Dispenser	12 lt	380*470*490mm	370*350*515mm	5,5 kg	2200 W
V12	Hot Milk Dispenser	36 lt	530*480*605mm	520*450*530mm	8 kg	2750 W
V10	Midi Cold Milk Dispenser	8 lt	305*330*460mm	350*350*450mm	3,5 kg	-
V11	Maxi Cold Milk Dispenser	14 lt	335*365*490mm	380*400*470mm	4,5 kg	-



V09Z

EN

- Manufactured from 304 stainless steel.
- Bainmarie system.
- Hygienic and durable .
- There are heat-insulated handles.
- Water heating system is specially designed.
- Special model taps ergonomic use.

Code	Description	Liter	Product Dimensions	Package Dimensions	Weight	Power
V08Z	Hot Milk Dispenser Gas	9 lt	325*360*440mm	330*380*455mm	3,5 kg	3.2 kW
V09Z	Hot Milk Dispenser Gas	12 lt	385*420*480mm	390*430*575mm	4 kg	3.2 kW



T10

EN

- Products are manufactured from 304 stainless steel.
- 2 sizes, 6 models.
- Hygienic and durable.
- Stainless steel corn colander.
- There are heat-insulated handles.

CLICK HERE FOR THE VIDEO

Code	Description	Product Dimensions	Package Dimensions	Weight	Power
T10	30 Dia Corn Boiler On The Set Electric	350*380*465mm	365*360*510mm	4,5 kg	2200 W
T11	36 Dia Corn Boiler On The Set Electric	410*445*500mm	500*420*500mm	5,5 kg	2750 W
T12	30 Dia Corn Boiler Down The Set Electric	320*320*455mm	370*350*510mm	4,5 kg	2200 W
T13	36 Dia Corn Boiler Down The Set Electric	380*380*465mm	500*420*500mm	5 kg	2750 W



T15Z

EN

- Products are manufactured from 304 stainless steel.
- 2 sizes, 6 models.
- Hygienic and durable.
- Stainless steel corn colander.
- There are heat-insulated handles.

Code	Description	Product Dimensions	Package Dimensions	Weight	Power
T15Z	30 Dia Corn Boiler On The Set Gas	350*380*465mm	365*360*510mm	4,5 kg	3.2 kW
T16Z	36 Dia Corn Boiler On The Set Gas	410*445*500mm	500*420*500mm	5,5 kg	4.4 kW



CB09

EN

- Service equipment.
- Bainmarie heating system.
- Stainless steel container.
- Easy to use and cleaning.
- Automatic temperature by thermostat.
- Heater protection system.



CB15



CB08

Code	Description	Liter	Product Dimensions	Package Dimensions	Weight	Power
CB08	Black Model	9 lt	315*330*410mm	365*365*420mm	4,5 kg	650 W
CB09	Copper Model	9 lt	315*330*410mm	365*365*420mm	4,5 kg	650 W
CB15	Prestige Model	9 lt	320*320*455mm	365*365*420mm	4,5 kg	650 W
CB16	Prestige Model	13 lt	380*380*465mm	365*365*420mm	5,5 kg	650 W

EN

- Service equipment.
- Bainmarie heating system.
- Stainless steel container.
- Easy to use and cleaning.
- Automatic temperature by thermostat.
- Heater protection system.

CB14



CLICK HERE FOR THE VIDEO

CB11



CB10



Code	Description	Liter	Product Dimensions	Package Dimensions	Weight	Power
CB10	Black Elegance Model	9 lt	350*380*350mm	365*365*420mm	4,5 kg	650 W
CB11	Copper Elegance Model	9 lt	350*380*350mm	365*365*420mm	4,5 kg	650 W
CB13	Steel Model Midi	9 lt	300*330*395mm	365*365*420mm	4,5 kg	650 W
CB14	Steel Model Maxi	13 lt	350*350*445mm	365*365*420mm	5,5 kg	650 W



CB17

TAP MODEL



CB12

DOUBLE MODEL

EN

- Service equipment.
- Bainmarie heating system.
- Stainless steel container.
- Easy to use and cleaning.
- Automatic temperature by thermostat.
- Continuous mixing and tap system. (Only CB17)

**CLICK HERE
FOR THE VIDEO**



Code	Description	Liter	Product Dimensions	Package Dimensions	Weight	Power
CB12	Double Model	18 lt	590*360*330mm	610*400*370mm	7,5 kg	1200 W
CB17	Soup Warmer with Tap and Mixing	14 lt	700*360*540mm	610*400*370mm	7,5 kg	1200 W



www.remta.com.tr



STANDARD MODELS

CLICK HERE FOR THE VIDEO

EN

- The best performance for frequent use.
- Stainless steel body.
- Heat resistant plastic handles.
- Cast iron grill is thick and smooth surfaces.
- Automatic thermostat control.



R73



R76



R72



R68



R73D

Code	Description	Toast Dimensions	Product Dimensions	Package Dimensions	Weight	Power
R72	Standart 8 Slices Panini	23 x 22 cm	270*370*220mm	300*445*240mm	12 kg	1200 W
R71	Standart 12 Slices Panini	32x 20 cm	390*360*260mm	410*450*250mm	15 kg	1200 W
R76	Standart 16 Slices Panini	36 x 25 cm	410*365*250mm	450*400*275mm	21 kg	1200 W
R73	Standart 20 Slices Panini	46 x 27 cm	530*430*255mm	545*480*280mm	25 kg	1500 W
R68	Standart 30 Slices Panini	55 x 36 cm	550*640*280mm	580*670*320mm	45 kg	4000 W
R73D	Dijital 20 Slices Panini	46 x 27 cm	530*430*255mm	545*480*280mm	25 kg	1500 W

LUX MODELS



R80

EN

- The best performance for frequent use.
- Stainless steel body.
- Heat resistant plastic handles.
- Cast iron grill is thick and smooth surfaces.
- Automatic thermostat control.
- Lux electrical models have rotary switch.

CLICK HERE FOR THE VIDEO



R78



R70

Code	Description	Toast Dimensions	Product Dimensions	Package Dimensions	Weight	Power
R78	Lux 16 Slices Panini	36 x 25 cm	450*400*290mm	410*370*265mm	19,5 kg	1200 W
R79	Lux 20 Slices Panini	46 x 27 cm	570*480*285mm	525*410*275mm	27 kg	1500 W
R80	Double Lid Full Slices Panini	26 x 17 cm	550*440*335mm	500*440*330mm	32 kg	2400 W
R81	Double Lid Half Flat Panini	26 x 17 cm	550*440*335mm	500*440*330mm	32 kg	2400 W
IS10	Hamburger Panini	48 x 27 cm	550*440*335mm	500*440*330mm	32 kg	1500 W
R70	Wrap Machine	24 x 23 cm	300*415*260mm	265*355*245mm	14 kg	800 W

R121A



EN

- The best performance for frequent use.
- Stainless steel body.
- Plastic handles protect hands.
- Automatic gas cutter safety system in the gas models.
- Cast iron grill is thick and smooth surfaces.

R121B



Code	Description	Toast Dimensions	Product Dimensions	Package Dimensions	Weight	Power
R121A	16 Slices Panini Gas CE	37 x 24 cm	450*440*270mm	480*450*300mm	20,3 kg	1.8 kW
R121B	20 Slices Panini Gas CE	46 x 27 cm	500*430*270mm	550*450*330mm	29 kg	2.0 kW



R74Z

EN

- The best performance for frequent use.
- Stainless steel body.
- Plastic handles protect hands.
- Automatic gas cutter safety system in the gas models.
- Cast iron grill is thick and smooth surfaces.



R75Z

Code	Description	Toast Dimensions	Product Dimensions	Package Dimensions	Weight	Power
R74Z	16 Slices Panini Gas	37 x 24 cm	450*440*270mm	480*450*300mm	20,3 kg	3,6 kW
R75Z	20 Slices Panini Gas	46 x 27 cm	500*430*270mm	550*450*330mm	29 kg	4,0 kW

WAFFLE MAKERS



W12

W10

CLICK HERE
FOR THE VIDEO



EN

- Teflon coated.
- Automatic thermostat.
- Stainless steel case.
- Ergonomic design.
- Commercial type.



W13

W20

Code	Description	Dia.	Product Dimensions	Package Dimensions	Weight	Power
W10	Square Model	-	250*385*225mm	365*485*335mm	22,5 kg	1200 W
W11	Flower Model	16 cm	250*385*225mm	365*485*335mm	17 kg	1200 W
W12	Flower Model	21 cm	250*385*225mm	365*485*335mm	19,5 kg	1200 W
W13	Double Flower Model	16 cm	530*410*250mm	615*485*300mm	33 kg	2400 W
W14	Double Square Model	-	530*410*250mm	615*485*300mm	45 kg	2400 W
W15	Double Flower Model	21 cm	530*410*250mm	615*485*300mm	39,5 kg	2400 W
W20	Double Flower+Square Model	16 cm	530*410*250mm	615*485*300mm	39,5 kg	2400 W
W21	Double Flower+Square Model	21 cm	530*410*250mm	615*485*300mm	41 kg	2400 W

STICK WAFFLE MODELS



CLICK HERE
FOR THE VIDEO



EN

- Teflon coated iron cooker.
- Automatic thermostat.
- Stainless steel case.
- Ergonomically designed.
- Industry type.

CORNET COOKER



CLICK HERE
FOR THE VIDEO



Code	Description	Capacity	Product Dimensions	Package Dimensions	Weight	Power
W16	Stick Waffle	4'lü	260*370*225mm	365*480*335mm	20,5 kg	1200 W
W17	Stick Waffle	6'lü	480*320*240mm	520*360*280mm	39 kg	1500 W
KT1	Cornet Cooker	-	250*395*235mm	360*480*335mm	25 kg	1500 W

BUBBLE WAFFLE MAKERS



W22



W23

EN

- Teflon coated.
- Automatic thermostat.
- Stainless steel case.
- Ergonomic design.
- Commercial type.



W28



W29

Code	Description	Pcs.	Product Dimensions	Package Dimensions	Weight	Power
W22	Round Bubble With Lid	25'li	250*385*225mm	365*485*335mm	22,5 kg	1200 W
W23	Double Round Bubble With Lid	50'li	250*385*225mm	365*485*335mm	17 kg	1200 W
W24	Heart Bubble With Lid	25'li	250*385*225mm	365*485*335mm	19,5 kg	1200 W
W25	Double Heart Bubble With Lid	50'li	530*410*250mm	615*485*300mm	33 kg	2400 W
W26	Round Bubble	25'li	530*410*250mm	615*485*300mm	45 kg	2400 W
W27	Double Round Bubble	50'li	530*410*250mm	615*485*300mm	39,5 kg	2400 W
W28	Heart Bubble	25'li	530*410*250mm	615*485*300mm	45 kg	2400 W
W29	Double Heart Bubble	50'li	530*410*250mm	615*485*300mm	39,5 kg	2400 W



R50CE(C)

CEREN GLASS GRILL

EN

- The best performance for frequent use.
- Stainless steel body.
- Heat resistant plastic handles.
- Ceramic glass.
- Fast heating.
- Automatic thermostat control.
- There is rotary switch.



R69

CEREN GLASS PANINI

Code	Description	Toast Dimensions	Product Dimensions	Package Dimensions	Weight	Power
R57	Ceren Glass Griddle	60 x 30 cm	600*420*200mm	640*435*210mm	7 kg	1700 W
R50CE(C)	Ceren Glass Griddle Gas CE	60 x 30 cm	600*420*250mm	490*470*260mm	7 kg	2.9 kW
R69	Ceren Glass Panini Elc.	39 x 26 cm	425*430*270mm	490*470*295mm	12 kg	1200 W

CEREN GLASS GRILL



R50CE(C)Z

EN

- The best performance for frequent use.
- Stainless steel body.
- Heat resistant plastic handles.
- Ceramic glass.
- Fast heating.
- Automatic thermostat control.
- There is rotary switch.

Code	Description	Toast Dimensions	Product Dimensions	Package Dimensions	Weight	Power
R50CE(C)Z	Ceren Glass Griddle Gas	60 x 30 cm	600*420*250mm	490*470*260mm	7 kg	2.9 kW

EN

- 5 size models.
- Stainless steel cases.
- Commercial designed products.
- Designed for frequent use.



R89



R83



R87

CLICK HERE FOR THE VIDEO



RS96

Code	Description	Dimensions	Product Dimensions	Package Dimensions	Weight	Power
R61	30 cm Cast Iron Elc.	26 x 42 cm	315*570*200mm	315*580*230mm	14 kg	2000 W
R63	40 cm Cast Iron Elc.	35 x 40 cm	420*475*210mm	485*430*240mm	17,5 kg	2000 W
R87	50 cm Cast Iron Elc.	45 x 39 cm	510*500*220mm	530*530*250mm	22,5 kg	2000 W
R89	70 cm Cast Iron Elc.	65 x 38 cm	700*510*220mm	720*540*250mm	34 kg	2800 W
RS94	50 cm Full Slices Cast Iron Elc.	45 x 39 cm	510*500*220mm	530*530*250mm	22,5 kg	2000 W
RS95	70 cm Full Slices Cast Iron Elc.	65 x 38 cm	700*510*220mm	720*540*250mm	34 kg	2800 W
RS96	70 cm Full Flat Cast Iron Elc.	65 x 38 cm	700*510*220mm	720*540*250mm	34 kg	2800 W
R97	30 cm Plate Elc.	28 x 44 cm	310*570*200mm	315*580*240mm	11 kg	2000 W
R83	50 cm Plate Elc.	47 x 37 cm	505*505*220mm	530*530*250mm	15 kg	2000 W
R85	70 cm Plate Elc.	67 x 37 cm	700*510*220mm	720*540*250mm	20,5 kg	2800 W
RS91	100 cm Plate Elc.	99 x 37 cm	1030*530*210mm	1040*525*245mm	29 kg	3400 W



R70CE(P)

EN

- 5 size models.
- Stainless steel cases.
- Commercial designed products.
- Designed for frequent use.
- LPG gas and natural gas models are available.
- Gas safety system.



R50CE(TO)



R50CE(D)



R70CE(D)

Code	Description	Dimensions	Product Dimensions	Package Dimensions	Weight	Power
R30CE(D)	30 cm Cast Iron Gas CE	26 x 42 cm	315*570*200mm	315*580*230mm	12 kg	2,9 kW
R40CE(D)	40 cm Cast Iron Gas CE	35 x 40 cm	450*485*225mm	485*430*240mm	18 kg	2,9 kW
R50CE(D)	50 cm Cast Iron Gas CE	45 x 39 cm	500*510*225mm	530*530*250mm	21 kg	2,9 kW
R70CE(D)	70 cm Cast Iron Gas CE	65 x 38 cm	700*510*220mm	720*540*250mm	36 kg	5,8 kW
R50CE(TO)	50 cm Full Slices Iron Gas CE	45 x 39 cm	500*510*225mm	530*530*250mm	21 kg	2,9 kW
R70CE(TO)	70 cm Full Slices Iron Gas CE	65 x 38 cm	700*510*220mm	720*540*250mm	36 kg	5,8 kW
R70CE(TD)	70 cm Full Flat Iron Gas CE	65 x 38 cm	700*510*220mm	720*540*250mm	36 kg	5,8 kW
R30CE(P)	30 cm Plate Gas CE	28 x 44 cm	300*600*310mm	310*610*330mm	11 kg	2,9 kW
R50CE(P)	50 cm Plate Gas CE	47 x 37 cm	505*505*225mm	530*530*250mm	14 kg	2,9 kW
R70CE(P)	70 cm Plate Gas CE	67 x 37 cm	700*510*225mm	720*540*250mm	19 kg	5,8 kW
R100CE(P)	100 cm Plate Gas CE	99 x 37 cm	1030*530*220mm	1040*525*245mm	26 kg	5,8 kW



R70CE(P)Z

EN

- 5 size models.
- Stainless steel cases.
- Commercial designed products.
- Designed for frequent use.
- LPG gas models are available.
- Gas safety system.



R50CE(TO)Z



R50CE(D)Z



R70CE(D)Z

CLICK HERE FOR THE VIDEO

Code	Description	Dimensions	Product Dimensions	Package Dimensions	Weight	Power
R30CE(D)Z	30 cm Cast Iron Gas	26 x 42 cm	315*570*200mm	315*580*230mm	12 kg	2,9 kW
R40CE(D)Z	40 cm Cast Iron Gas	35 x 40 cm	450*485*225mm	485*430*240mm	18 kg	2,9 kW
R50CE(D)Z	50 cm Cast Iron Gas	45 x 39 cm	500*510*225mm	530*530*250mm	21 kg	2,9 kW
R70CE(D)Z	70 cm Cast Iron Gas	65 x 38 cm	700*510*220mm	720*540*250mm	36 kg	5,8 kW
R50CE(TO)Z	50 cm Full Slices Iron Gas	45 x 39 cm	500*510*225mm	530*530*250mm	21 kg	2,9 kW
R70CE(TO)Z	70 cm Full Slices Iron Gas	65 x 38 cm	700*510*220mm	720*540*250mm	36 kg	5,8 kW
R70CE(TD)Z	70 cm Full Flat Iron Gas	65 x 38 cm	700*510*220mm	720*540*250mm	36 kg	5,8 kW
R30CE(P)Z	30 cm Plate Gas	28 x 44 cm	300*600*310mm	310*610*330mm	11 kg	2,9 kW
R50CE(P)Z	50 cm Plate Gas	47 x 37 cm	505*505*225mm	530*530*250mm	14 kg	2,9 kW
R70CE(P)Z	70 cm Plate Gas	67 x 37 cm	700*510*225mm	720*540*250mm	19 kg	5,8 kW
R100CE(P)Z	100 cm Plate Gas	99 x 37 cm	1030*530*220mm	1040*525*245mm	26 kg	5,8 kW



R70CE(L)

EN

- LPG or NG models.
- Commercial designed products.
- Designed for frequent use.
- Lighter system.
- Oil dropper.

LAVA STONE GRILL

CONVEYOR TOASTER



EKM1

EN

- Capacity: 600 bread slice / hour.
- Thermostatic controller.
- Stainless steel conveyor wire.
- Easy to clean and hygienic.
- Stainless steel body

Code	Description	Dimensions	Product Dimensions	Package Dimensions	Weight	Power
R50CE(L)	50 cm Lav Stone Gas CE	50 x 37 cm	505*570*285mm	525*590*305mm	15,5 kg	2.9 kW
R70CE(L)	70 cm Lav Stone Gas CE	70 x 37 cm	705*570*285mm	725*590*305mm	20 kg	5.8 kW
EKM1	Conveyor Toaster	-	478x600x420mm	500x620x440mm	35 kg	3.5 kW



R70CE(L)Z

LAVA STONE GRILL

EN

- LPG or NG models.
- Commercial designed products.
- Designed for frequent use.
- Lighter system.
- Oil dropper.

Code	Description	Dimensions	Product Dimensions	Package Dimensions	Weight	Power
R50CE(L)Z	50 cm Lav Stone Gas	50 x 37 cm	505*570*285mm	525*590*305mm	15,5 kg	2.9 kW
R70CE(L)Z	70 cm Lav Stone Gas	70 x 37 cm	705*570*285mm	725*590*305mm	20 kg	5.8 kW



S12

EN

- Equal heat distribution - perfect grilling
- Easy to clean interior
- Four grill shelf positions
- Lpg, natural gas and electricity model




S13



SCE3

Code	Description	Product Dimensions	Package Dimensions	Weight	Power
S12	Electric Model	780*480*580mm	790*500*590mm	22 kg	2400 W
S13	45 cm Salamander Elektric With Lift	450x500x600mm	470x520x620mm	28 kg	2000 W
SCE3	3 Burners Gas CE	780*480*580mm	790*500*590mm	24 kg	3.5 kW
S11	4 Burners Gas CE	780*480*580mm	790*500*590mm	25 kg	4.7 kW

SALAMANDER GRILLS



S11Z

EN

- Equal heat distribution - perfect grilling
- Easy to clean interior
- Four grill shelf positions
- Lpg, natural gas and electricity model



SCE3Z

Code	Description	Product Dimensions	Package Dimensions	Weight	Power
SCE3Z	3 Burners Gas	780*480*580mm	790*500*590mm	24 kg	3.5 kW
S11Z	4 Burners Gas	780*480*580mm	790*500*590mm	25 kg	4.7 kW

EN

- Teflon coated.
- 40 cm cooker size.
- Automatic thermostat.
- Stainless steel case.
- Ergonomic design.
- Commercial type.



KR5

CLICK HERE FOR THE VIDEO



KR1



KR2



KR3



KR4

CLICK HERE FOR THE VIDEO

Code	Description	Dia.	Product Dimensions	Package Dimensions	Weight	Power
KR1	Crepe Maker Electric	40 cm	410*480*170mm	450*500*205mm	11 kg	2500 W
KR2	Double Crepe Maker Electric	40 cm	820*480*170mm	900*500*205mm	21 kg	5000 W
KR3	Crepe Maker Gas CE	40 cm	390*480*170mm	450*500*205mm	11 kg	2,9 kW
KR4	Double Crepe Maker Gas CE	40 cm	780*480*170mm	900*500*205mm	21 kg	5,8 kW
KR5	Classic Crepe Maker Electric	40 cm	400*400*170mm	450*500*205mm	10 kg	2500 W
KR6	Crepe Maker With Lid Electric	40 cm	410*480*300mm	450*500*320mm	20 kg	3000 W



KR3Z

EN

- Teflon coated.
- 40 cm cooker size.
- Automatic thermostat.
- Stainless steel case.
- Ergonomic design.
- Commercial type.



KR4Z

Code	Description	Dia.	Product Dimensions	Package Dimensions	Weight	Power
KR3Z	Crepe Maker Gas	40 cm	390*480*170mm	450*500*205mm	11 kg	2,9 kW
KR4Z	Double Crepe Maker Gas	40 cm	780*480*170mm	900*500*205mm	21 kg	5,8 kW

EN

- Suitable for professional use.
- High precision thermostat.
- Second thermostat provides heat safety.
- Steel gastronome.
- Removable-handled basket.
- Security thermostat.
- Stainless steel body.
- Steel lids.
- Removable steel oil tank. (Except oil tap models)



R98



R91



R110

[CLICK HERE FOR THE VIDEO](#)



R93

Code	Description	Liter	Product Dimensions	Package Dimensions	Weight	Power
R90	Fryer Electrical	3 lt	200*620*335mm	220*535*320mm	4,5 kg	2500 W
R91	Fryer Electrical	5 lt	310*520*320mm	285*620*355mm	5 kg	2750 W
R92	Double Fryer Electrical	3+3 lt	375*620*355mm	395*530*335mm	8 kg	5000 W
R93	Double Fryer Electrical	5+5 lt	550*620*355mm	480*565*335mm	9 kg	5500 W
R101	Fryer Electrical	8 lt	345*650*360mm	340*580*375mm	6 kg	3000 W
R102	Double Fryer Electrical	8+8 lt	670*650*340mm	550*690*330mm	11 kg	6000 W
R110	Fryer Electrical With Tap	10 lt	320*620*440mm	350*530*460mm	8,5 kg	3200 W
R111	Double Fryer Electrical With Tap	10+10 lt	640*620*440mm	700*530*460mm	16 kg	6400 W
R98	Potato Warmer	-	295*550*650mm	360*550*650mm	6,5 kg	1000 W

EN

- Suitable for professional use.
- Steel gastronome.
- Removable-handled basket.
- Security thermostat.
- Stainless steel body.
- Steel lids.



R94Z



R95Z

Code	Description	Liter	Product Dimensions	Package Dimensions	Weight	Power
R94Z	Fryer Gas	5 lt	265*530*350mm	300*570*400mm	6 kg	3,5 kW
R95Z	Double Fryer Gas	5+5 lt	540*480*360mm	550*580*400mm	10,5 kg	6 kW
RL96Z	Fryer Gas	8 lt	320*570*400mm	370*640*430mm	7,5 kg	3,5 kW
RL97Z	Double Fryer Gas	8+8 lt	650*500*350mm	670*600*370mm	12,5 kg	6 kW

HOT DOG ROLLERS AND WARMERS ELECTRIC



KZ01



RR01

EN

- Electric models.
- Thermostat control.
- Stainless case.



F13



F12

Code	Description	Product Dimensions	Package Dimensions	Weight	Power
F12	Hot Dog Warmer Elc.	410*350*200mm	460*390*240mm	6 kg	1000 W
F13	Hot Dog Warmer With Sauce Cups Elc.	550*440*200mm	620*460*250mm	8 kg	1000 W
KZ01	Hot Dog Warmer With 4 Sticks Elc.	525*320*365mm	530*350*450mm	9 kg	900 W
RR01	Hot Dog Roller Elc.	600*400*180mm	620*420*200mm	9 kg	1500 W

EN

- Designed for professional usage.
- Stainless steel.
- Can be used set or separately.
- Ergonomic designed.
- Commercial type.



CEJ27(S)



TS10(S)



R110(S)



TS11(S)



R50CE(S)

Code	Description	Product Dimensions	Package Dimensions	Weight	Power
R87(S)	50 cm Cast Iron Griddle Etc.	480*550*400mm	500*570*420mm	27 kg	2000 W
R50CE(S)	50 cm Cast Iron Griddle Gas CE	480*550*400mm	500*570*420mm	28 kg	2.9 kW
R110(S)	Fryer Electric With Tap 10 lt	320*620*440mm	350*530*460mm	8,5 kg	3200 W
R111(S)	Double Fryer Electric With Tap 10+10 lt	640*620*440mm	700*530*460mm	16 kg	6400 W
RL96(S)	Potato Warmer	320*620*650mm	350*530*670mm	7 kg	1000 W
CEJ27(S)	2 Burner On The Set Gas CE	320*550*400mm	340*570*420mm	11,5 kg	2.7 kW
CEJ29(S)	4 Burner On The Set Gas CE	320*570*400mm	370*640*430mm	20 kg	5.4 kW
TS10(S)	Plate Cooker On The Set Etc.	320*550*400mm	340*570*420mm	9 kg	3000 W
TS11(S)	Neutral Working Station	320*550*400mm	340*570*420mm	4 kg	-



CEJ27(S)Z

EN

- Designed for professional usage.
- Stainless steel.
- Can be used set or separately.
- Ergonomic designed.
- Commercial type.



R50CE(S)Z

Code	Description	Product Dimensions	Package Dimensions	Weight	Power
R50CE(S)Z	50 cm Cast Iron Griddle Gas CE	480*550*400mm	500*570*420mm	28 kg	2.9 kW
CEJ27(S)Z	2 Burner On The Set Gas CE	320*550*400mm	340*570*420mm	11,5 kg	2.7 kW
CEJ29(S)Z	4 Burner On The Set Gas CE	320*570*400mm	370*640*430mm	20 kg	5.4 kW

STANDARD MODEL

[CLICK HERE FOR THE VIDEO](#) 

D08



D08(M)

UPPER MOTOR MODELS

D04(M)

EN

- Natural Gas or Propane (LPG).
- Auto rotating motor provides easy usage. (for models with motor)
- Adjustable spit.
- Stainless steel body.
- Durable radiant cookers.
- Hygienic, safe and long-lasting.



Code	Description	Capacity	Product Dimensions	Package Dimensions	Weight	Power
D02	1 Burner Gas CE	10 kg	320*450*380mm	340*510*400mm	7 kg	3.25 kW
D04	2 Burner Gas CE	20 kg	400*580*700mm	460*600*750mm	13 kg	6.5 kW
D06	3 Burner Gas CE	30 kg	430*555*1050mm	480*310*990mm	17 kg	9.75 kW
D08	4 Burner Gas CE	50 kg	500*560*1090mm	520*310*1010mm	19,5 kg	13 kW
D10	5 Burner Gas CE	60 kg	500*560*1090mm	520*310*1010mm	19,5 kg	16.25 kW
D12	6 Burner Gas CE	70 kg	470*640*1180mm	490*490*1130mm	22,5 kg	19.5 kW
D14	8 Burner V Model Gas CE	90 kg	470*640*1180mm	490*490*1130mm	22,5 kg	26 kW
D04(M)	Upper Motor 2 Burner Gas CE	20 kg	470*640*930mm	490*480*990mm	19,5 kg	6.5 kW
D06(M)	Upper Motor 3 Burner Gas CE	30 kg	470*640*1180mm	490*490*1130mm	22,5 kg	9.75 kW
D08(M)	Upper Motor 4 Burner Gas CE	50 kg	540*640*1200mm	560*510*1150mm	26 kg	13 kW
D10(M)	Upper Motor 5 Burner Gas CE	60 kg	470*640*930mm	490*480*990mm	19,5 kg	16.25 kW
D12(M)	Upper Motor 6 Burner Gas CE	70 kg	470*640*1180mm	490*490*1130mm	22,5 kg	19.5 kW

KEBAB, GRYOS AND SHAWARMA GRILLS



STANDARD MODEL

D08



UPPER MOTOR MODELS



D08(M)

D04(M)



EN

- Natural Gas or Propane (LPG).
- Auto rotating motor provides easy usage. (for models with motor)
- Adjustable spit.
- Stainless steel body.
- Durable radiant cookers.
- Hygienic, safe and long-lasting.

Code	Description	Capacity	Product Dimensions	Package Dimensions	Weight	Power
D02Z	1 Burner Gas	10 kg	320*450*380mm	340*510*400mm	7 kg	3.25 kW
D04Z	2 Burner Gas	20 kg	400*580*700mm	460*600*750mm	13 kg	6.5 kW
D06Z	3 Burner Gas	30 kg	430*555*1050mm	480*310*990mm	17 kg	9.75 kW
D08Z	4 Burner Gas	50 kg	500*560*1090mm	520*310*1010mm	19,5 kg	13 kW
D10Z	5 Burner Gas	60 kg	500*560*1090mm	520*310*1010mm	19,5 kg	16.25 kW
D12Z	6 Burner Gas	70 kg	470*640*1180mm	490*490*1130mm	22,5 kg	19.5 kW
D14Z	8 Burner V Model Gas	90 kg	470*640*1180mm	490*490*1130mm	22,5 kg	26 kW
D04(M)Z	Upper Motor 2 Burner Gas	20 kg	470*640*930mm	490*480*990mm	19,5 kg	6.5 kW
D06(M)Z	Upper Motor 3 Burner Gas	30 kg	470*640*1180mm	490*490*1130mm	22,5 kg	9.75 kW
D08(M)Z	Upper Motor 4 Burner Gas	50 kg	540*640*1200mm	560*510*1150mm	26 kg	13 kW
D10(M)Z	Upper Motor 5 Burner Gas	60 kg	470*640*930mm	490*480*990mm	19,5 kg	16.25 kW
D12(M)Z	Upper Motor 6 Burner Gas	70 kg	470*640*1180mm	490*490*1130mm	22,5 kg	19.5 kW



D08(A)

DOWN MOTOR MODELS

EN

- Natural Gas or Propane (LPG).
- Auto rotating motor provides easy usage. (for models with motor)
- Adjustable spit.
- Stainless steel body.
- Durable radiant cookers.
- Hygienic, safe and long-lasting.



D08(C)



D06(A)

CEREN GLASS WITH DOWN MOTOR MODELS

Code	Description	Capacity	Product Dimensions	Package Dimensions	Weight	Power
D06(C)	Ceren Glass Down Motor 3 Bur. Gas CE	30 kg	520*700*1000mm	540*600*1300mm	35,5 kg	9.75 kW
D08(C)	Ceren Glass Down Motor 4 Bur. Gas CE	50 kg	520*700*1280mm	540*600*1300mm	38,5 kg	13 kW
D08(L)	Ceren Glass 4 Burner Gas CE	50 kg	500*560*1090mm	520*310*1010mm	21,5 kg	13 kW
D06(A)	Down Motor 3 Burner Gas CE	30 kg	520*700*1000mm	540*600*1300mm	34 kg	9.75 kW
D08(A)	Down Motor 4 Burner Gas CE	50 kg	520*700*1280mm	540*600*1300mm	37 kg	13 kW
D10(A)	Down Motor 5 Burner Gas CE	60 kg	500*560*1090mm	520*310*1010mm	21,5 kg	16.25 kW
D12(A)	Down Motor 6 Burner Gas CE	70 kg	520*700*1280mm	540*600*1300mm	37 kg	19.5 kW
D14(A)	8 Burner Down Motor V Model Gas CE	90 kg	500*560*1090mm	520*310*1010mm	21,5 kg	26 kW



DOWN MOTOR MODELS

EN

- Natural Gas or Propane (LPG).
- Auto rotating motor provides easy usage. (for models with motor)
- Adjustable spit.
- Stainless steel body.
- Durable radiant cookers.
- Hygienic, safe and long-lasting.

D08(A)Z



D06(A)Z



D08(C)Z

CEREN GLASS WITH DOWN MOTOR MODELS

Code	Description	Capacity	Product Dimensions	Package Dimensions	Weight	Power
D06(C)Z	Ceren Glass Down Motor 3 Bur. Gas	30 kg	520*700*1000mm	540*600*1300mm	35,5 kg	9.75 kW
D08(C)Z	Ceren Glass Down Motor 4 Bur. Gas	50 kg	520*700*1280mm	540*600*1300mm	38,5 kg	13 kW
D08(L)Z	Ceren Glass 4 Burner Gas	50 kg	500*560*1090mm	520*310*1010mm	21,5 kg	13 kW
D06(A)Z	Down Motor 3 Burner Gas	30 kg	520*700*1000mm	540*600*1300mm	34 kg	9.75 kW
D08(A)Z	Down Motor 4 Burner Gas	50 kg	520*700*1280mm	540*600*1300mm	37 kg	13 kW
D10(A)Z	Down Motor 5 Burner Gas	60 kg	500*560*1090mm	520*310*1010mm	21,5 kg	16.25 kW
D12(A)Z	Down Motor 6 Burner Gas	70 kg	520*700*1280mm	540*600*1300mm	37 kg	19.5 kW
D14(A)Z	8 Burner Down Motor V Model Gas	90 kg	500*560*1090mm	520*310*1010mm	21,5 kg	26 kW



SD16



SD17

ELECTRIC MODELS

[CLICK HERE FOR THE VIDEO](#)



MA03

EN

- The product gives the best performance for the user.
- Ceramic heaters are used in the product.
- Single-phase and three-phase models.
- Stainless steel case.
- Equipped with thermal glass.

Code	Description	Capacity	Product Dimensions	Package Dimensions	Weight	Power
SD10	Upper Motor 2 Burner Elc.	20 kg	420*550*700mm	460*700*740mm	17,5 kg	2800 W
SD14	Upper Motor 3 Burner Elc.	30 kg	540*640*940mm	520*330*950mm	25,5 kg	4200 W
SD17	Upper Motor 4 Burner Elc.	50 kg	540*640*1100mm	520*340*1080mm	28 kg	5600 W
SD18	Upper Motor 5 Burner Elc.	60 kg	540*640*1260mm	520*330*1210mm	25,5 kg	7000 W
MA03	Down Motor 4 Burner Elc.	50 kg	520*700*1250mm	600*700*1170mm	38 kg	5600 W
SD15	2 Burner Without Motor Elc.	20 kg	420*550*660mm	460*700*510mm	15,5 kg	2800 W
SD12	3 Burner Without Motor Elc.	30 kg	540*640*910mm	520*330*720mm	23,5 kg	4200 W
SD16	4 Burner Without Motor Elc.	50 kg	520*700*1200mm	510*340*850mm	29 kg	5600 W
SD19	5 Burner Without Motor Elc.	60 kg	540*640*1370mm	520*330*1020mm	31 kg	7000 W

ELECTRIC SHAWARMA KNIFE



EN

- The blades are steel.
- Meat cutting thickness can be adjusted.
- Comfortable fit with ergonomic handle design.

[CLICK HERE FOR THE VIDEO](#)

BC01



Code	Description	Dia.	Product Dimensions	Package Dimensions	Weight	Power
BC01	Electric Shawarma Knife	10 cm	125*145*200mm	230*180*270mm	1,5 kg	80 W
BC02	Elc. Shawarma Knife With Battery	10 cm	125*145*200mm	230*180*270mm	1,5 kg	80 W
BC03	Spare Part Knife	10 cm	-	-	-	-

HOT PLATES



EN

- The product is used as a heater.
- Automatic thermostat.
- Stainless steel case.
- Commercial type.



PLT1



PLT2

Code	Description	Dia.	Product Dimensions	Package Dimensions	Weight	Power
PLT1	Single Plate	19 cm	270*280*125mm	300*335*150mm	3,5 kg	1500 W
PLT2	Double Plate	19 cm	530*290*125mm	530*335*150mm	6,5 kg	3000 W



CEJ24



CEJ23

EN

- Natural gas and LPG models.
- Powerful cookers are used.
- Gas safety system.
- Stainless case.

Code	Description	Product Dimensions	Package Dimensions	Weight	Power
CEJ20	1 Burner On The Set Gas CE	340*550*230mm	360*570*250mm	11,5 kg	3.8 kW
CEJ22	2 Burner On The Set Gas CE	860*550*230mm	880*570*250mm	21 kg	7.6 kW
CEJ24	3 Burner On The Set Gas CE	1390*550*230mm	1410*570*250mm	28,5 kg	11.5 kW
CEJ21	1 Burner With Legs Gas CE	340*550*740mm	360*570*760mm	14 kg	3.8 kW
CEJ23	2 Burner With Legs Gas CE	860*550*740mm	880*570*760mm	23,5 kg	7.6 kW
CEJ25	3 Burner With Legs Gas CE	1390*550*740mm	1410*570*760mm	35 kg	11.5 kW



CEJ24Z

EN

- Natural gas and LPG models.
- Powerful cookers are used.
- Gas safety system.
- Stainless case.



CEJ23Z

Code	Description	Product Dimensions	Package Dimensions	Weight	Power
CEJ20Z	1 Burner On The Set Gas	340*550*230mm	360*570*250mm	11,5 kg	3.8 kW
CEJ22Z	2 Burner On The Set Gas	860*550*230mm	880*570*250mm	21 kg	7.6 kW
CEJ24Z	3 Burner On The Set Gas	1390*550*230mm	1410*570*250mm	28,5 kg	11.5 kW
CEJ21Z	1 Burner With Legs Gas	340*550*740mm	360*570*760mm	14 kg	3.8 kW
CEJ23Z	2 Burner With Legs Gas	860*550*740mm	880*570*760mm	23,5 kg	7.6 kW
CEJ25Z	3 Burner With Legs Gas	1390*550*740mm	1410*570*760mm	35 kg	11.5 kW



CEJ26



CEJ27



CEJ28

EN

- Natural gas and LPG models.
- Powerful cookers are used.
- Gas safety system.
- Stainless case.

Code	Description	Product Dimensions	Package Dimensions	Weight	Power
CEJ26	2 Burner On The Set Gas CE	615*420*170mm	635*440*190mm	9 kg	1.34 kW
CEJ27	3 Burner On The Set Gas CE	865*420*170mm	885*440*190mm	13 kg	2.7 kW
CEJ28	4 Burner On The Set Gas CE	640*675*170mm	660*695*190mm	16 kg	4 kW



CEJ26Z



CEJ27Z



CEJ28Z

EN

- Natural gas and LPG models.
- Powerful cookers are used.
- Gas safety system.
- Stainless case.

Code	Description	Product Dimensions	Package Dimensions	Weight	Power
CEJ26Z	2 Burner On The Set Gas	615*420*170mm	635*440*190mm	9 kg	1.34 kW
CEJ27Z	3 Burner On The Set Gas	865*420*170mm	885*440*190mm	13 kg	2.7 kW
CEJ28Z	4 Burner On The Set Gas	640*675*170mm	660*695*190mm	16 kg	4 kW



YO6070

EN

- Stainless steel body.
- Safety gas valves.
- Lpg or natural gas models.
- Heavy duty cast iron.
- Powerful burning.



KZN4

EN

- Stainless steel body.
- Safety gas valves.
- Lpg or natural gas models.
- Heavy duty cast iron.
- Isolated oven.
- Easy to clean.
- Adjustable legs.

Code	Description	Product Dimensions	Package Dimensions	Weight	Power
YO6070	60x70 cm Gas CE	600*700*500mm	600*700*500mm	40 kg	15 kW
KZN4	1 m ² Oven Gas CE	1000*1000*850mm	1000*1000*850mm	115 kg	40 kW



J16Z

EN

- Stainless steel body.
- Safety gas valves.
- Lpg or natural gas models.
- Heavy duty cast iron.
- Powerful burning.



J17Z

EN

- Stainless steel body.
- Safety gas valves.
- Lpg or natural gas models.
- Heavy duty cast iron.
- Isolated oven.
- Easy to clean.
- Adjustable legs.

Code	Description	Product Dimensions	Package Dimensions	Weight	Power
J16Z	60x70 cm Gas	600*700*500mm	600*700*500mm	40 kg	15 kW
J17Z	1 m ² Oven Gas	1000*1000*850mm	1000*1000*850mm	115 kg	40 kW

EN

- Electric models.
- Bainmarie system.
- Thermostat control.
- Stainless case.
- Cups with lids.

B18



B20



G16



G15

Code	Description	Product Dimensions	Package Dimensions	Weight	Power
B17	1 Cup Electric	320*400*250mm	350*430*270mm	4,5 kg	1200 W
B18	2 Cup Electric	630*400*250mm	660*430*270mm	11 kg	1200 W
B19	3 Cup Electric	890*400*250mm	930*430*270mm	14 kg	2200 W
B20	4 Cup Electric	1150*420*250mm	1480*430*270mm	17 kg	2200 W
B21	5 Cup Electric	1430*420*250mm	650*550*440mm	18 kg	2200 W
G13	50 cm Food Warmer Elc.	520*520*180mm	540*540*200mm	9,5 kg	1200 W
G15	100 cm Food Warmer Elc.	1030*530*200mm	1080*600*220mm	17,5 kg	2200 W
G16	50 cm Hamburger Warmer Elc.	520*520*180mm	560*540*200mm	9,3 kg	1200 W

B12Z



EN

- Gas models.
- Bainmarie system.
- Thermostat control.
- Stainless case.
- Cups with lids.

B14Z



Code	Description	Product Dimensions	Package Dimensions	Weight	Power
B11Z	1 Cup Gas	320*400*250mm	350*430*270mm	4,5 kg	1200 W
B12Z	2 Cup Gas	630*400*250mm	660*430*270mm	11 kg	1200 W
B13Z	3 Cup Gas	890*400*250mm	930*430*270mm	14 kg	2200 W
B14Z	4 Cup Gas	1150*420*250mm	1480*430*270mm	17 kg	2200 W
B15Z	5 Cup Gas	1430*420*250mm	650*550*440mm	18 kg	2200 W



TD01

EN

- Stainless case.
- Ready to use just in 15 minutes maximum.
- Excellent refrigeration performance.
- R404 Gas.
- Digital thermostat

Code	Description	Product Dimensions	Package Dimensions	Weight	Power
TD01	Ice Cream Rolls Machine	685*685*870mm	730*730*940mm	75 kg	1,5 kW

SAUCE WARMER



SC4



SC1

BLENDER

ONION SLICER



SE10

[CLICK HERE FOR THE VIDEO](#)

BB01



Code	Description	Liter	Product Dimensions	Package Dimensions	Weight	Power
BB01	Bar Blender	2 lt	180*210*580mm	360*570*250mm	6 kg	1500 W
SE10	Onion Slicer	5 lt	290*530*330mm	300*540*340mm	15 kg	370 W
SC1	Chocolate Sauce Warmer	2,5 lt	280*210*310mm	255*300*375mm	3 kg	900 W
SC2	Single Sauce	-	150*220*310mm	170*240*330mm	1,5 kg	100 W
SC3	Double Sauce	-	300*220*310mm	320*240*330mm	3 kg	200 W
SC4	Triple Sauce	-	450*220*310mm	470*240*330mm	5 kg	300 W



VBR.BYM.500

EN

- Three different program features in the range of -90sn, -120sn, -180 seconds.
- Stainless Steel body.
- Thermostat wash water 50-55 ° C. Rinse water 75-80 ° C.
- Self-protection feature with safety thermostat.
- Stainless Steel resistance.
- Maximum plate Ø 320 mm.
- Boiler water capacity 28 lt.
- Height adjustable feet feature.
- Safety sensor against door opening.
- 4 kw rinse water boiler power.
- 2.5 lt/(single usage) use water consumption
- Standard drainage pump
- A plate and basket of glasses are given with the product.



VBR.BYM.3535

EN

- Three different program features in the range of -90sn, -120sn, -180 seconds.
- Stainless Steel body.
- Thermostat wash water 50-55 ° C. Rinse water 75-80 ° C.
- Self-protection feature with safety thermostat.
- Stainless Steel resistance.
- Boiler water capacity 22 lt.
- Height adjustable feet feature.
- Safety sensor against door opening.
- 4 kw rinse water boiler power.
- 2.5 lt/(single usage) use water consumption
- Standard drainage pump
- A plate and basket of glasses are given with the product.

Code	Description	Product Dimensions	Package Dimensions	Weight	Power
VBR.BYM.500	500 Plate Commercial Dishwasher	650*580*830mm	500*500*110mm	60 kg	220 V
VBR.BYM.3535	1100 Glass Commercial Dishwasher	450*500*770mm	350*350*150mm	40 kg	220 V



VBR.HAK.30D

EN

- Stainless Steel body.
- Prevent dough adhesion with Derlin Roll
- Adjustable dough thickness
- Emergency stop button for emergency situations.



VBR.HAK.30Y

Code	Description	Product Dimensions	Package Dimensions	Weight	Power
VBR.HAK.30D	30 cm Vertical Dough Rollers	490*490*580mm	170-290 mm	31 kg	0,18 kW
VBR.HAK.30Y	30 cm Horizontal Dough Rollers	490*490*580mm	170-290 mm	31 kg	0,18 kW
VBR.HAK.40D	40 cm Vertical Dough Rollers	490*580*670mm	200-390 mm	38 kg	0,18 kW
VBR.HAK.40Y	40 cm Horizontal Dough Rollers	490*580*670mm	200-390 mm	33 kg	0,18 kW



VBR.EKN.12M

EN

- Fully stainless steel (Chrome - Nickel) helix, throat and throat nut.
- Stainless steel knife and self-sharpening feature.
- Stainless Steel body.
- In case of meat squeeze into machine, the ability to push back 2 sec. Meat to turning it back on.
- Comfortable cleaning with easy dismantling feature.



VBR.EKN.22M

EN

- Nickelling coating on casting.
- Stainless Steel body.
- In case of meat squeeze into machine, the ability to push back 2 sec. Meat to turning it back on.
- Comfortable cleaning with easy dismantling feature.
- Emergency stop button used in emergency situations.
- Hand protection feature for security purposes.


Code	Description	Product Dimensions	Capacity	Engine Power	Weight	Power
VBR.EKN.12M	12 No Meat Grinder	320*610*240mm	60 kg/saat-hour	0,55 kw - 0,75 hp	29 kg	220 V
VBR.EKN.22M	22 No Meat Grinder	390*750*320mm	450 kg/saat-hour	1,5 kw - 2 hp	57 kg	220 V




REMTA MAKİNA İTH. İHR. SAN. ve TİC. LTD. ŞTİ.

AKÇABURGAZ MAH. 4. CAD. 153. SOK. NO:23 ESENYURT / İSTANBUL / TÜRKİYE

Tel: +90 (212) 886 27 11 • Tel: +90 (212) 886 27 12 • Fax: +90 (212) 886 27 13 • info@remta.com.tr

 remta_makina

 /remtamakina

www.remta.com.tr



KASIM 2018

